

# TECHNO



ON-BOARD TECHNOLOGY

## LIVE YOUR TRIP WITH TECHNO

**IN CONTINUOUS SEARCH FOR THE MAXIMUM** Our Nautical Toilets are Entirely and Proudly Made in Italy, with the aim of creating the Best Products on the Market. Our range of proposals represents a real revolution in the nautical world.

**INNOVATION** All the patented solutions that equip our products have been created to make them safer, more performing but above all easier to use.

## WHY CHOOSE TECHNO

**Never again BEFORE & AFTER USE** Our Nautical Toilets are equipped with the innovative patented "EASUS" system which allows them to be used intuitively. By simply lifting the toilet seat, the necessary body of water will be generated automatically.

**ECOLOGY AND SAVINGS** Thanks to the ECOFLUSH Electronic Control Unit you can decide whether to use ECO with a consumption of about 1 Lt of water or FULL with a consumption of about 2.5 Lt.

**SAFETY** All our toilets are equipped with the extraordinary TIGER PUMP which minimizes the risk of blockage during the unloading phase thanks to its hand-sharpened and tempered steel blades.

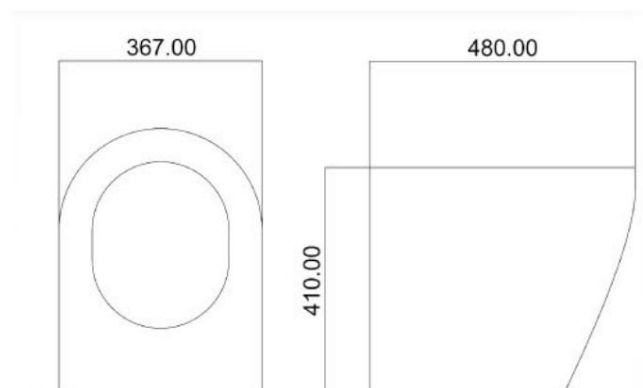
**INTELLIGENT** In toilets equipped with integrated Bidet, our innovative patent "REFLOW" provides in a completely autonomous way to drain the water introduced into the toilet, preventing any accidental overflows and making use simple and comfortable.

# SEATECH 48

The models of the SEATECH series , made of very high quality ceramic, are able to operate with low water consumption, guaranteeing greater autonomy of the tanks. They are full of technical contents that make them extremely easy to use even for those who are faced with this kind of product for the first time. All these patented technical contents probably make SEATECH one of the best forced evacuation electric toilets on the market. The SEATECH 48 in addition to being an exceptionally technological product, it offers an elegant and modern design, transmitting character to the bathroom of your boat without sacrificing the comforts of your home.



TIGER *pump*



## AVAILABLE WITH INTEGRATED BIDET



Thanks to its innovative patent, the water draining during the use of the bidet takes place in a totally automatic way, avoiding any accidental overflow.

SEATECH 48

REFLOW  
S Y S T E M



## OR WITH COMBINED BIDET



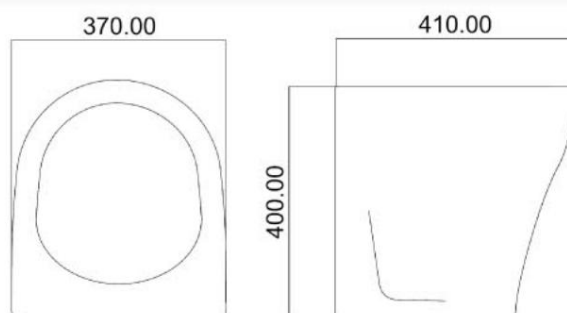
Precious Made in Italy ceramic ... FEEL AT HOME ... WHEREVER YOU ARE

# SEATECH 41

The SEATECH 41 contains all the technology of the SEATECH series in a small-sized ceramic toilet, without however compromising the Elegance that distinguishes our products, much less comfort. Also available in INTEGRATED BIDET version with "REFLOW" system



TIGER *pump*



# *Light*TECH

**LIGHTECH** is an electric toilet in Kevlar / Glass or Carbon fiber composite, dedicated to the world of boating and campers. Extremely light and compact, weighing less than 7 kg including all mechanical and electrical components housed in its foot. A modern and functional design make **LIGHTECH** the ideal travel companion.

It is a toilet capable of operating with very low water consumption, which means greater autonomy of the water containment tanks.

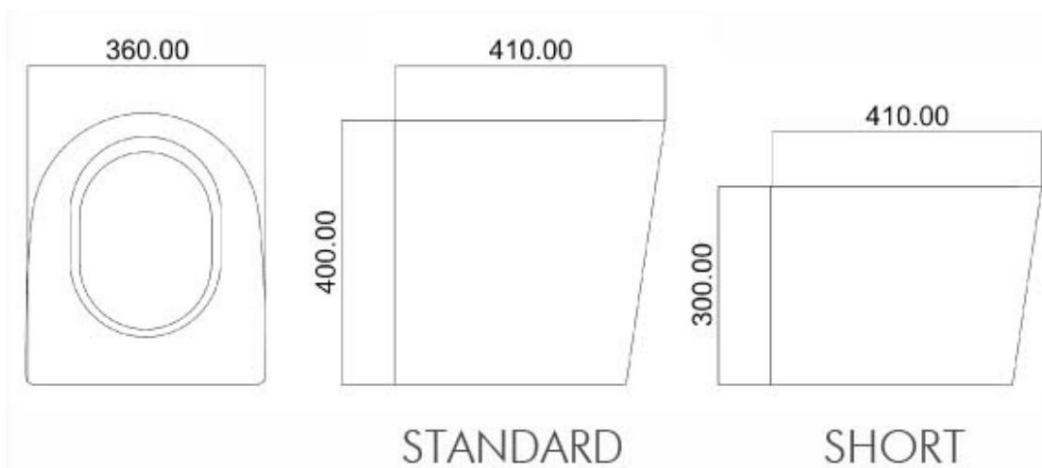
This compact and comfortable toilet is equipped with patented solutions that make its use a very simple operation even for less experienced people, or for those who for the first time find themselves using a forced evacuation toilet. Hygienic and Performant, it is much quieter than similar systems already on the market.



TIGER *jump*

# LIGHTECH ... THE EVOLUTION OF THE TOILET

LIGHTECH is also available in **SHORT** version and with **INTEGRATED BIDET**. All can be made on request with infinite color customizations



DISPONIBILI  
INFINITE  
PERSONALIZZAZIONI

# TIGER *pump*

The **TIGER PUMP** is another great innovation in the forced evacuation toilet category. Created by our engineers and designers, the **TIGER PUMP** offers Exceptional performance. In addition to its incredible hydraulic capabilities, thanks to its innovative patent it helps to prevent any accidental blockages or blockages of the pump.



	12V dc	24V dc	220-240 V ac 50 Hz or 60 Hz
Fusibile Raccomandato	40 A	30 A	5 A
Prestazioni della Pompa	Max 300 l/min	Max Vertical Head 11 mt	Max Horizontal distance 100 mt

